

## LONZA GROUP AG FUTURE (LONG) - EUX/C12

2024/10/18 19:07:17

Price  
**552.4623** CHFDifference  0.00% (0.00)

## General attributes

Symbol	LONGC12
Exchange	Eurex
Currency	CHF
Security type	Future
Underlying	LONZA GROUP AG
Maturity	10-2025
Contract size	100

## Market data

Bid (Bid size)	- CHF (-)
Ask (Ask size)	- CHF (-)
Open	552.4623 CHF
High	552.4623 CHF
Low	552.4623 CHF
Close (prev. day)	552.4594 CHF
Underlying	LONZA GROUP AG
Underlying price (date)	552.00 (24/10/18)
Settlement price (date)	552.64 (24/10/18)
Open Interest	0

## Performance and Risk

	6m	1Y	3Y
Perf (%)	+7.74%	+58.86%	-
Perf (abs.)	+39.67	+204.69	-
Beta	-	-	-
Volatility	30.17	31.34	-

## Futures and Options

Related Futures	-
Related Options	-

5Y









Information about previous performance does not guarantee future performance.  
Source: FactSet

## Price data

Ø price 5 days   Ø volume 5 days (pcs.)	544.1200 CHF (0)
Ø price 30 days   Ø volume 30 days (pcs.)	537.6534 CHF (0)
Ø price 100 days   Ø volume 100 days (pcs.)	537.9281 CHF (0)
Ø price 250 days   Ø volume 250 days (pcs.)	466.1967 CHF (0)
YTD High   date	589.5560 CHF (2024/07/31)
YTD Low   date	345.7929 CHF (2024/01/05)
52 Weeks High   date	589.5560 CHF (2024/07/31)
52 Weeks Low   date	313.9323 CHF (2023/10/30)

## Recent Research

on sector	on market		
Date		Headline	Download
2024/09/27		Global Equity Ratings	
2024/09/11		Global Equity Ratings	
2024/09/05		Global Equity Ratings	
2024/08/12		Global Equity Ratings	
2024/07/24		Global Equity Ratings	