

MCDONALD'S CORP. FUTURE (MCDF) - EUX/C13

2024/07/16 18:50:42

Price
261.2237 USD

Difference  -0.26% (-0.69)

General attributes

Symbol	MCDFC13
Exchange	Eurex
Currency	USD
Security type	Future
Underlying	MCDONALD'S CORPORATION COM
Maturity	07-2025
Contract size	100

Market data

Bid (Bid size)	- USD (-)
Ask (Ask size)	- USD (-)
Open	261.2237 USD
High	261.2237 USD
Low	261.2237 USD
Close (prev. day)	261.9144 USD
Underlying	MCDONALD'S CORPORATION COM
Underlying price (date)	261.50 (24/07/17)
Settlement price (date)	261.22 (24/07/16)
Open Interest	0

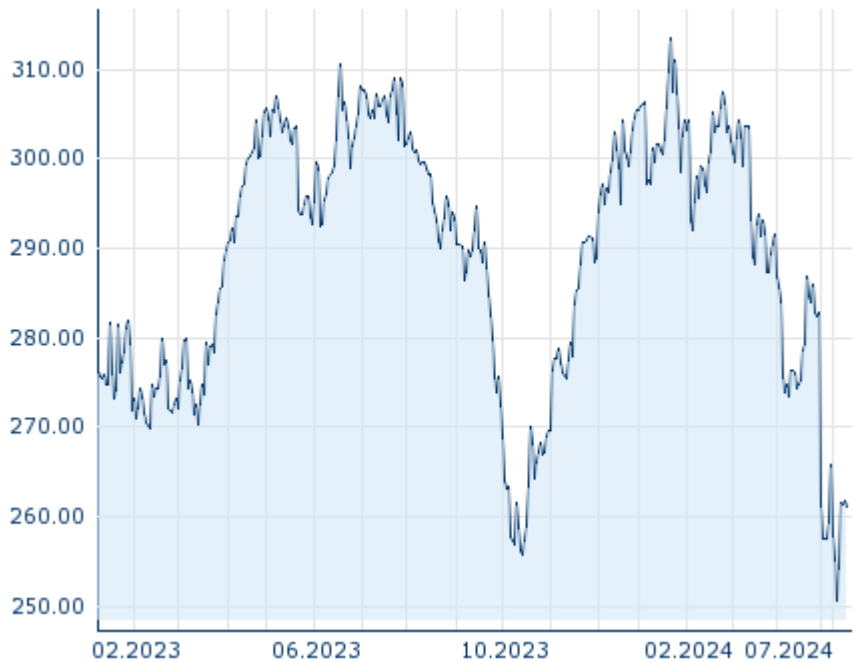
Performance and Risk

	6m	1Y	3Y
Perf (%)	-13.21%	-14.62%	-
Perf (abs.)	-39.77	-44.73	-
Beta	-	-	-
Volatility	24.27	19.43	-

Futures and Options

Related Futures	-
Related Options	-

5Y







Information about previous performance does not guarantee future performance.
Source: FactSet

Price data

Ø price 5 days Ø volume 5 days (pcs.)	260.0405 USD (0)
Ø price 30 days Ø volume 30 days (pcs.)	258.9040 USD (0)
Ø price 100 days Ø volume 100 days (pcs.)	282.6042 USD (0)
Ø price 250 days Ø volume 250 days (pcs.)	288.0325 USD (0)
YTD High date	313.4841 USD (2024/01/22)
YTD Low date	250.6435 USD (2024/07/09)
52 Weeks High date	313.4841 USD (2024/01/22)
52 Weeks Low date	250.6435 USD (2024/07/09)

Recent Research

on underlying	on sector	on market	
Date		Headline	Download
2024/07/12		Global Equity Ratings	
2024/06/21		Global Equity Ratings	
2024/06/14		Global Equity Ratings	
2024/05/29		Global Equity Ratings	
2024/04/26		Global Equity Ratings	