

MERCK & CO. INC. FUTURE (MCCF) - EUX/C13

2024/10/18 19:07:19

Price
110.7481 USD

Difference  -0.70% (-0.78)

General attributes

Symbol	MCCFC13
Exchange	Eurex
Currency	USD
Security type	Future
Underlying	MERCK & CO. INC.
Maturity	12-2025
Contract size	100

Market data

Bid (Bid size)	- USD (-)
Ask (Ask size)	- USD (-)
Open	110.7481 USD
High	110.7481 USD
Low	110.7481 USD
Close (prev. day)	111.5246 USD
Underlying	MERCK & CO. INC.
Underlying price (date)	108.70 (24/10/18)
Settlement price (date)	110.71 (24/10/18)
Open Interest	0

Performance and Risk

	6m	1Y	3Y
Perf (%)	-13.96%	+4.81%	-
Perf (abs.)	-17.97	+5.08	-
Beta	-	-	-
Volatility	24.43	21.52	-

Futures and Options

Related Futures	-
Related Options	-

5Y






Information about previous performance does not guarantee future performance.
Source: FactSet

Price data

Ø price 5 days Ø volume 5 days (pcs.)	111.7077 USD (0)
Ø price 30 days Ø volume 30 days (pcs.)	114.9169 USD (0)
Ø price 100 days Ø volume 100 days (pcs.)	119.9558 USD (0)
Ø price 250 days Ø volume 250 days (pcs.)	120.2650 USD (0)
YTD High date	136.1064 USD (2024/03/28)
YTD Low date	109.9250 USD (2024/10/08)
52 Weeks High date	136.1064 USD (2024/03/28)
52 Weeks Low date	101.6193 USD (2023/11/29)

Recent Research

on underlying	on sector	on market	
Date		Headline	Download
2024/09/27		Global Equity Ratings	
2024/09/11		Global Equity Ratings	
2024/09/05		Global Equity Ratings	
2024/08/12		Global Equity Ratings	
2024/07/24		Global Equity Ratings	