

# MERCK & CO. INC. FUTURE (MCCF) - EUX/C13

2024/08/30 18:36:56

Price  
**119.4266** USD

Difference  -0.11% (-0.13)

### General attributes

Symbol	MCCFC13
Exchange	Eurex
Currency	USD
Security type	Future
Underlying	MERCK & CO. INC.
Maturity	09-2025
Contract size	100

### Market data

Bid (Bid size)	- USD (-)
Ask (Ask size)	- USD (-)
Open	119.4266 USD
High	119.4266 USD
Low	119.4266 USD
Close (prev. day)	119.5565 USD
Underlying	MERCK & CO. INC.
Underlying price (date)	118.45 (24/08/30)
Settlement price (date)	119.43 (24/08/30)
Open Interest	0

### Performance and Risk

	6m	1Y	3Y
Perf (%)	-8.93%	+6.21%	-
Perf (abs.)	-11.71	+6.99	-
Beta	-	-	-
Volatility	24.81	21.11	-

### Futures and Options

Related Futures	-
Related Options	-

5Y









Information about previous performance does not guarantee future performance.  
Source: FactSet

### Price data

Ø price 5 days   Ø volume 5 days (pcs.)	118.8080 USD (0)
Ø price 30 days   Ø volume 30 days (pcs.)	119.3721 USD (0)
Ø price 100 days   Ø volume 100 days (pcs.)	125.5229 USD (0)
Ø price 250 days   Ø volume 250 days (pcs.)	118.9633 USD (0)
YTD High   date	136.1064 USD (2024/03/28)
YTD Low   date	113.4519 USD (2024/08/07)
52 Weeks High   date	136.1064 USD (2024/03/28)
52 Weeks Low   date	101.6193 USD (2023/11/29)

### Recent Research

on underlying	on sector	on market	
Date		Headline	Download
2024/08/12		Global Equity Ratings	
2024/07/24		Global Equity Ratings	
2024/07/12		Global Equity Ratings	
2024/06/21		Global Equity Ratings	
2024/06/14		Global Equity Ratings	