

MERCK & CO. INC. FUTURE (MCCF) - EUX/C13

2024/07/18 18:34:15

Price
126.3636 USD

Difference  **-2.18% (-2.82)**

General attributes

Symbol	MCCFC13
Exchange	Eurex
Currency	USD
Security type	Future
Underlying	MERCK & CO. INC.
Maturity	07-2025
Contract size	100

Market data

Bid (Bid size)	- USD (-)
Ask (Ask size)	- USD (-)
Open	126.3636 USD
High	126.3636 USD
Low	126.3636 USD
Close (prev. day)	129.1825 USD
Underlying	MERCK & CO. INC.
Underlying price (date)	124.25 (24/07/18)
Settlement price (date)	126.36 (24/07/18)
Open Interest	0

Performance and Risk

	6m	1Y	3Y
Perf (%)	+5.40%	+15.44%	-
Perf (abs.)	+6.47	+16.90	-
Beta	-	-	-
Volatility	18.61	18.49	-

Futures and Options

Related Futures	-
Related Options	-

5Y







Information about previous performance does not guarantee future performance.
Source: FactSet

Price data

Ø price 5 days Ø volume 5 days (pcs.)	130.1555 USD (0)
Ø price 30 days Ø volume 30 days (pcs.)	130.8712 USD (0)
Ø price 100 days Ø volume 100 days (pcs.)	130.1997 USD (0)
Ø price 250 days Ø volume 250 days (pcs.)	117.6513 USD (0)
YTD High date	136.1064 USD (2024/03/28)
YTD Low date	114.3267 USD (2024/01/02)
52 Weeks High date	136.1064 USD (2024/03/28)
52 Weeks Low date	101.6193 USD (2023/11/29)

Recent Research

on underlying	on sector	on market	
Date		Headline	Download
2024/07/12		Global Equity Ratings	
2024/06/21		Global Equity Ratings	
2024/06/14		Global Equity Ratings	
2024/05/29		Global Equity Ratings	
2024/04/26		Global Equity Ratings	