

NOKIAN RENKAAT OYJ FUTURE (NREF) - EUX/C10

2024/07/26 18:35:38

Price
8.0937 EUR

Difference  -0.31% (-0.03)

General attributes

Symbol	NREFC10
Exchange	Eurex
Currency	EUR
Security type	Future
Underlying	NOKIAN TYRES OYJ
Maturity	05-2025
Contract size	100

Market data

Bid (Bid size)	- EUR (-)
Ask (Ask size)	- EUR (-)
Open	8.0937 EUR
High	8.0937 EUR
Low	8.0937 EUR
Close (prev. day)	8.1192 EUR
Underlying	NOKIAN TYRES OYJ
Underlying price (date)	8.286 (24/07/26)
Settlement price (date)	8.09 (24/07/26)
Open Interest	0

Performance and Risk

	6m	1Y	3Y
Perf (%)	+0.35%	-2.95%	-
Perf (abs.)	+0.03	-0.25	-
Beta	-	-	-
Volatility	37.22	37.26	-

Futures and Options

Related Futures	-
Related Options	-












5Y

Information about previous performance does not guarantee future performance.
Source: FactSet

Price data

Ø price 5 days Ø volume 5 days (pcs.)	7.8208 EUR (0)
Ø price 30 days Ø volume 30 days (pcs.)	7.9369 EUR (0)
Ø price 100 days Ø volume 100 days (pcs.)	8.3684 EUR (0)
Ø price 250 days Ø volume 250 days (pcs.)	8.1493 EUR (0)
YTD High date	9.2241 EUR (2024/04/11)
YTD Low date	7.5038 EUR (2024/07/23)
52 Weeks High date	9.2241 EUR (2024/04/11)
52 Weeks Low date	6.4585 EUR (2023/10/25)

Recent Research

on sector	on market		
Date		Headline	Download
2024/07/24		Global Equity Ratings	
2024/07/12		Global Equity Ratings	
2024/06/21		Global Equity Ratings	
2024/06/14		Global Equity Ratings	
2024/05/29		Global Equity Ratings	