

KEMIRA OY FUTURE (KEMF) - EUX/C13

2024/08/07 18:43:19

Price
20.6074 EURDifference  3.53% (0.70)

General attributes

Symbol	KEMFC13
Exchange	Eurex
Currency	EUR
Security type	Future
Underlying	KEMIRA OYJ
Maturity	08-2025
Contract size	100

Market data

Bid (Bid size)	- EUR (-)
Ask (Ask size)	- EUR (-)
Open	20.6074 EUR
High	20.6074 EUR
Low	20.6074 EUR
Close (prev. day)	19.9056 EUR
Underlying	KEMIRA OYJ
Underlying price (date)	20.60 (24/08/07)
Settlement price (date)	20.61 (24/08/07)
Open Interest	0

Performance and Risk

	6m	1Y	3Y
Perf (%)	+16.97%	+40.72%	-
Perf (abs.)	+2.89	+5.76	-
Beta	-	-	-
Volatility	41.00	31.42	-

Futures and Options

Related Futures	-
Related Options	-











Information about previous performance does not guarantee future performance.
Source: FactSet

Price data

Ø price 5 days Ø volume 5 days (pcs.)	20.2474 EUR (0)
Ø price 30 days Ø volume 30 days (pcs.)	21.4148 EUR (0)
Ø price 100 days Ø volume 100 days (pcs.)	19.6532 EUR (0)
Ø price 250 days Ø volume 250 days (pcs.)	16.8309 EUR (0)
YTD High date	23.6900 EUR (2024/06/18)
YTD Low date	15.9949 EUR (2024/02/13)
52 Weeks High date	23.6900 EUR (2024/06/18)
52 Weeks Low date	13.6157 EUR (2023/08/21)

Recent Research

on sector		on market	
Date		Headline	Download
2024/07/24		Global Equity Ratings	
2024/07/12		Global Equity Ratings	
2024/06/21		Global Equity Ratings	
2024/06/14		Global Equity Ratings	
2024/05/29		Global Equity Ratings	