

WARTSILA CORP. FUTURE (MTAI) - EUX/C11

2024/10/18 19:07:19

Price
20.3851 EUR

Difference  **-0.27% (-0.05)**

General attributes

Symbol	MTAIC11
Exchange	Eurex
Currency	EUR
Security type	Future
Underlying	WARTSILA OYJ ABP
Maturity	09-2025
Contract size	100

Market data

Bid (Bid size)	- EUR (-)
Ask (Ask size)	- EUR (-)
Open	20.3851 EUR
High	20.3851 EUR
Low	20.3851 EUR
Close (prev. day)	20.4398 EUR
Underlying	WÄRTSILÄ OYJ ABP
Underlying price (date)	20.02 (24/10/18)
Settlement price (date)	20.27 (24/10/18)
Open Interest	0

Performance and Risk

	6m	1Y	3Y
Perf (%)	+28.50%	+98.55%	-
Perf (abs.)	+4.52	+10.12	-
Beta	-	-	-
Volatility	36.44	32.87	-

Futures and Options

Related Futures	-
Related Options	-

5Y











Information about previous performance does not guarantee future performance.
Source: FactSet

Price data

Ø price 5 days Ø volume 5 days (pcs.)	20.3666 EUR (0)
Ø price 30 days Ø volume 30 days (pcs.)	20.1563 EUR (0)
Ø price 100 days Ø volume 100 days (pcs.)	19.4322 EUR (0)
Ø price 250 days Ø volume 250 days (pcs.)	15.8830 EUR (0)
YTD High date	20.9917 EUR (2024/10/04)
YTD Low date	12.7455 EUR (2024/01/03)
52 Weeks High date	20.9917 EUR (2024/10/04)
52 Weeks Low date	9.5513 EUR (2023/10/24)

Recent Research

on sector		on market	
Date		Headline	Download
2024/09/27		Global Equity Ratings	
2024/09/11		Global Equity Ratings	
2024/09/05		Global Equity Ratings	
2024/08/12		Global Equity Ratings	
2024/07/24		Global Equity Ratings	