

COCA-COLA CO., THE FUTURE (KOFF) - EUX/C13

2024/09/13 18:35:19

Price
72.3119 USDDifference  1.13% (0.81)

General attributes

Symbol	KOFFC13
Exchange	Eurex
Currency	USD
Security type	Future
Underlying	COCA-COLA CO
Maturity	09-2025
Contract size	100

Market data

Bid (Bid size)	- USD (-)
Ask (Ask size)	- USD (-)
Open	72.3119 USD
High	72.3119 USD
Low	72.3119 USD
Close (prev. day)	71.5026 USD
Underlying	COCA-COLA CO
Underlying price (date)	71.235 (24/09/13)
Settlement price (date)	72.31 (24/09/13)
Open Interest	0

Performance and Risk

	6m	1Y	3Y
Perf (%)	+16.55%	+20.52%	-
Perf (abs.)	+10.15	+12.17	-
Beta	-	-	-
Volatility	13.27	13.09	-

Futures and Options

Related Futures	-
Related Options	-












5Y

Information about previous performance does not guarantee future performance.
Source: FactSet

Price data

Ø price 5 days Ø volume 5 days (pcs.)	72.1232 USD (0)
Ø price 30 days Ø volume 30 days (pcs.)	71.1101 USD (0)
Ø price 100 days Ø volume 100 days (pcs.)	68.3583 USD (0)
Ø price 250 days Ø volume 250 days (pcs.)	62.1580 USD (0)
YTD High date	73.8259 USD (2024/09/04)
YTD Low date	59.4596 USD (2024/04/17)
52 Weeks High date	73.8259 USD (2024/09/04)
52 Weeks Low date	53.6299 USD (2023/10/09)

Recent Research

on underlying	on sector	on market		
Date			Headline	Download
2024/09/11			Global Equity Ratings	
2024/09/05			Global Equity Ratings	
2024/08/12			Global Equity Ratings	
2024/07/24			Global Equity Ratings	
2024/07/12			Global Equity Ratings	