

COCA-COLA CO., THE FUTURE (KOFF) - EUX/C13

2024/07/26 18:35:30

Price
68.3271 USD

Difference  0.53% (0.36)

General attributes

Symbol	KOFFC13
Exchange	Eurex
Currency	USD
Security type	Future
Underlying	COCA-COLA CO
Maturity	08-2025
Contract size	100

Market data

Bid (Bid size)	- USD (-)
Ask (Ask size)	- USD (-)
Open	68.3271 USD
High	68.3271 USD
Low	68.3271 USD
Close (prev. day)	67.9667 USD
Underlying	COCA-COLA CO
Underlying price (date)	67.05 (24/07/26)
Settlement price (date)	68.33 (24/07/26)
Open Interest	0

Performance and Risk

	6m	1Y	3Y
Perf (%)	+12.58%	+5.59%	-
Perf (abs.)	+7.63	+3.62	-
Beta	-	-	-
Volatility	12.12	12.79	-

Futures and Options

Related Futures	-
Related Options	-

5Y












Information about previous performance does not guarantee future performance.
Source: FactSet

Price data

Ø price 5 days Ø volume 5 days (pcs.)	67.1298 USD (0)
Ø price 30 days Ø volume 30 days (pcs.)	65.3508 USD (0)
Ø price 100 days Ø volume 100 days (pcs.)	62.8085 USD (0)
Ø price 250 days Ø volume 250 days (pcs.)	60.6098 USD (0)
YTD High date	68.3271 USD (2024/07/26)
YTD Low date	59.4596 USD (2024/04/17)
52 Weeks High date	68.3271 USD (2024/07/26)
52 Weeks Low date	53.6299 USD (2023/10/09)

Recent Research

on underlying	on sector	on market	
Date		Headline	Download
2024/07/24		Global Equity Ratings	
2024/07/12		Global Equity Ratings	
2024/06/21		Global Equity Ratings	
2024/06/14		Global Equity Ratings	
2024/05/29		Global Equity Ratings	