

NESTLÉ S.A. FUTURE (NESG) - EUX/C11

2024/09/17 18:46:06

Price
84.8242 CHF

Difference  **-0.36% (-0.30)**

General attributes

| | |
|---------------|-----------|
| Symbol | NESGC11 |
| Exchange | Eurex |
| Currency | CHF |
| Security type | Future |
| Underlying | NESTLÉ SA |
| Maturity | 07-2025 |
| Contract size | 100 |

Market data

| | |
|-------------------------|------------------|
| Bid (Bid size) | - CHF (-) |
| Ask (Ask size) | - CHF (-) |
| Open | 84.8242 CHF |
| High | 84.8242 CHF |
| Low | 84.8242 CHF |
| Close (prev. day) | 85.1282 CHF |
| Underlying | NESTLÉ SA |
| Underlying price (date) | 85.70 (24/09/18) |
| Settlement price (date) | 84.82 (24/09/17) |
| Open Interest | 0 |

Performance and Risk

| | 6m | 1Y | 3Y |
|-------------|--------|---------|----|
| Perf (%) | -9.96% | -18.91% | - |
| Perf (abs.) | -9.38 | -19.78 | - |
| Beta | - | - | - |
| Volatility | 16.77 | 16.96 | - |

Futures and Options

| | |
|-----------------|---|
| Related Futures | - |
| Related Options | - |

5Y













Information about previous performance does not guarantee future performance.
Source: FactSet

Price data

| | |
|---|---------------------------|
| Ø price 5 days Ø volume 5 days (pcs.) | 85.6753 CHF (0) |
| Ø price 30 days Ø volume 30 days (pcs.) | 87.5604 CHF (0) |
| Ø price 100 days Ø volume 100 days (pcs.) | 88.9230 CHF (0) |
| Ø price 250 days Ø volume 250 days (pcs.) | 94.5639 CHF (0) |
| YTD High date | 99.0542 CHF (2024/02/05) |
| YTD Low date | 84.8242 CHF (2024/09/17) |
| 52 Weeks High date | 107.3020 CHF (2023/09/21) |
| 52 Weeks Low date | 84.8242 CHF (2024/09/17) |

Recent Research

| on underlying | on sector | on market | |
|---------------|---|-----------------------|---|
| Date | | Headline | Download |
| 2024/09/11 |  | Global Equity Ratings |  |
| 2024/09/05 |  | Global Equity Ratings |  |
| 2024/08/12 |  | Global Equity Ratings |  |
| 2024/07/24 |  | Global Equity Ratings |  |
| 2024/07/12 |  | Global Equity Ratings |  |