

NESTLÉ S.A. FUTURE (NESG) - EUX/C11

2024/06/21 19:17:31

Price
92.3905 CHF

Difference  -1.32% (-1.23)

General attributes

Symbol	NESGC11
Exchange	Eurex
Currency	CHF
Security type	Future
Underlying	NESTLÉ SA
Maturity	05-2025
Contract size	100

Market data

Bid (Bid size)	- CHF (-)
Ask (Ask size)	- CHF (-)
Open	92.3905 CHF
High	92.3905 CHF
Low	92.3905 CHF
Close (prev. day)	93.6248 CHF
Underlying	NESTLÉ SA
Underlying price (date)	93.66 (24/07/11)
Settlement price (date)	91.97 (24/07/10)
Open Interest	0

Performance and Risk

	6m	1Y	3Y
Perf (%)	-3.65%	-13.95%	-
Perf (abs.)	-3.50	-14.98	-
Beta	-	-	-
Volatility	17.53	15.50	-

Futures and Options

Related Futures	-
Related Options	-

5Y












Information about previous performance does not guarantee future performance.
Source: FactSet

Price data

Ø price 5 days Ø volume 5 days (pcs.)	93.4016 CHF (0)
Ø price 30 days Ø volume 30 days (pcs.)	- CHF (-)
Ø price 100 days Ø volume 100 days (pcs.)	94.0001 CHF (0)
Ø price 250 days Ø volume 250 days (pcs.)	98.7654 CHF (0)
YTD High date	99.0542 CHF (2024/02/05)
YTD Low date	90.7085 CHF (2024/02/29)
52 Weeks High date	107.9064 CHF (2023/06/23)
52 Weeks Low date	90.7085 CHF (2024/02/29)

Recent Research

on underlying	on sector	on market	
Date		Headline	Download
2024/06/21		Global Equity Ratings	
2024/06/14		Global Equity Ratings	
2024/05/29		Global Equity Ratings	
2024/04/26		Global Equity Ratings	
2024/04/03		Global Equity Ratings	