

# NESTLÉ S.A. FUTURE (NESG) - EUX/C11

2024/05/02 18:23:52

Price  
**92.8945** CHF

Difference  -0.39% (-0.37)

### General attributes

Symbol	NESGC11
Exchange	Eurex
Currency	CHF
Security type	Future
Underlying	NESTLÉ SA
Maturity	03-2025
Contract size	100

### Market data

Bid (Bid size)	- CHF (-)
Ask (Ask size)	- CHF (-)
Open	92.8945 CHF
High	92.8945 CHF
Low	92.8945 CHF
Close (prev. day)	93.2625 CHF
Underlying	NESTLÉ SA
Underlying price (date)	91.72 (24/05/03)
Settlement price (date)	92.89 (24/05/02)
Open Interest	0

### Performance and Risk

	6m	1Y	3Y
Perf (%)	-3.68%	-19.76%	-
Perf (abs.)	-3.56	-22.97	-
Beta	-	-	-
Volatility	16.01	15.47	-

### Futures and Options

Related Futures	-
Related Options	-

5Y






Information about previous performance does not guarantee future performance.  
Source: FactSet

### Price data

Ø price 5 days   Ø volume 5 days (pcs.)	93.6777 CHF (0)
Ø price 30 days   Ø volume 30 days (pcs.)	93.2867 CHF (0)
Ø price 100 days   Ø volume 100 days (pcs.)	95.0439 CHF (0)
Ø price 250 days   Ø volume 250 days (pcs.)	100.6813 CHF (0)
YTD High   date	99.0542 CHF (2024/02/05)
YTD Low   date	90.7085 CHF (2024/02/29)
52 Weeks High   date	118.0691 CHF (2023/05/05)
52 Weeks Low   date	90.7085 CHF (2024/02/29)

### Recent Research

on underlying	on sector	on market	
Date		Headline	Download
2024/04/26		Global Equity Ratings	
2024/04/03		Global Equity Ratings	
2024/03/13		Global Equity Ratings	
2024/02/22		Global Equity Ratings	
2024/02/14		Global Equity Ratings	