

NESTLÉ S.A. FUTURE (NESG) - EUX/C1

2024/08/16 18:59:55

Price
89.82 CHF

Difference  0.60% (0.54)

General attributes

Symbol	NESGC1
Exchange	Eurex
Currency	CHF
Security type	Future
Underlying	NESTLÉ SA
Maturity	09-2024
Contract size	100

Market data

Bid (Bid size)	- CHF (-)
Ask (Ask size)	- CHF (-)
Open	89.82 CHF
High	89.82 CHF
Low	89.82 CHF
Close (prev. day)	89.283 CHF
Underlying	NESTLÉ SA
Underlying price (date)	89.82 (24/08/16)
Settlement price (date)	89.93 (24/08/16)
Open Interest	39,500

Performance and Risk

	6m	1Y	3Y
Perf (%)	-9.00%	-13.33%	-
Perf (abs.)	-8.83	-13.73	-
Beta	-	-	-
Volatility	19.90	16.88	-

Futures and Options

Related Futures	-
Related Options	-











Information about previous performance does not guarantee future performance.
Source: FactSet

Price data

Ø price 5 days Ø volume 5 days (pcs.)	88.99 CHF (0)
Ø price 30 days Ø volume 30 days (pcs.)	90.58 CHF (0)
Ø price 100 days Ø volume 100 days (pcs.)	92.36 CHF (638)
Ø price 250 days Ø volume 250 days (pcs.)	97.57 CHF (837)
YTD High date	100.11 CHF (2024/02/05)
YTD Low date	87.31 CHF (2024/08/05)
52 Weeks High date	108.07 CHF (2023/09/21)
52 Weeks Low date	87.31 CHF (2024/08/05)

Recent Research

on underlying	on sector	on market	
Date		Headline	Download
2024/08/12		Global Equity Ratings	
2024/07/24		Global Equity Ratings	
2024/07/12		Global Equity Ratings	
2024/06/21		Global Equity Ratings	
2024/06/14		Global Equity Ratings	