

NESTLÉ S.A. FUTURE (NESG) - EUX/C1

2024/05/06 18:29:59

Price
91.401 CHF

Difference  **-0.40% (-0.37)**

General attributes

Symbol	NESGC1
Exchange	Eurex
Currency	CHF
Security type	Future
Underlying	NESTLÉ SA
Maturity	05-2024
Contract size	100

Market data

Bid (Bid size)	- CHF (-)
Ask (Ask size)	- CHF (-)
Open	91.401 CHF
High	91.401 CHF
Low	91.401 CHF
Close (prev. day)	91.7724 CHF
Underlying	NESTLÉ SA
Underlying price (date)	95.18 (24/05/10)
Settlement price (date)	95.21 (24/05/10)
Open Interest	17,500

Performance and Risk

	6m	1Y	3Y
Perf (%)	-5.64%	-19.49%	-
Perf (abs.)	-5.51	-22.34	-
Beta	-	-	-
Volatility	15.76	15.07	-

Futures and Options

Related Futures	-
Related Options	-

5Y











Information about previous performance does not guarantee future performance.
Source: FactSet

Price data

Ø price 5 days Ø volume 5 days (pcs.)	92.684 CHF (0)
Ø price 30 days Ø volume 30 days (pcs.)	93.921 CHF (0)
Ø price 100 days Ø volume 100 days (pcs.)	96.046 CHF (1,185)
Ø price 250 days Ø volume 250 days (pcs.)	101.366 CHF (947)
YTD High date	100.112 CHF (2024/02/05)
YTD Low date	91.826 CHF (2024/02/29)
52 Weeks High date	116.517 CHF (2023/05/05)
52 Weeks Low date	91.826 CHF (2024/02/29)

Recent Research

on underlying	on sector	on market	
Date		Headline	Download
2024/04/26		Global Equity Ratings	
2024/04/03		Global Equity Ratings	
2024/03/13		Global Equity Ratings	
2024/02/22		Global Equity Ratings	
2024/02/14		Global Equity Ratings	