

# MERCK & CO. INC. FUTURE (MCCF) - EUX/C14

2024/05/06 18:29:55

**Price**  
132.469 USD

**Difference**  -0.66% (-0.88)

### General attributes

Symbol	MCCFC14
Exchange	Eurex
Currency	USD
Security type	Future
Underlying	MERCK & CO. INC.
Maturity	12-2025
Contract size	100

### Market data

Bid (Bid size)	- USD (-)
Ask (Ask size)	- USD (-)
Open	132.469 USD
High	132.469 USD
Low	132.469 USD
Close (prev. day)	133.3528 USD
Underlying	MERCK & CO. INC.
Underlying price (date)	130.76 (24/05/21)
Settlement price (date)	136.86 (24/05/21)
Open Interest	0

### Performance and Risk

	6m	1Y	3Y
Perf (%)	+25.24%	+10.31%	-
Perf (abs.)	+26.70	+12.38	-
Beta	-	-	-
Volatility	21.14	20.63	-

### Futures and Options

Related Futures	-
Related Options	-

5Y












Information about previous performance does not guarantee future performance.  
Source: FactSet

### Price data

Ø price 5 days   Ø volume 5 days (pcs.)	134.836 USD (0)
Ø price 30 days   Ø volume 30 days (pcs.)	133.262 USD (0)
Ø price 100 days   Ø volume 100 days (pcs.)	126.583 USD (0)
Ø price 250 days   Ø volume 250 days (pcs.)	116.635 USD (0)
YTD High   date	137.830 USD (2024/03/28)
YTD Low   date	114.627 USD (2024/01/02)
52 Weeks High   date	137.830 USD (2024/03/28)
52 Weeks Low   date	102.084 USD (2023/11/29)

### Recent Research

on underlying	on sector	on market	
Date		Headline	Download
2024/04/26		Global Equity Ratings	
2024/04/03		Global Equity Ratings	
2024/03/13		Global Equity Ratings	
2024/02/22		Global Equity Ratings	
2024/02/14		Global Equity Ratings	