

CIE GÉNLE ÉTS MICHELIN SCPA FUTURE (MLXG) - EUX/C13

2024/08/07 18:43:21

Price
34.0548 EURDifference  0.39% (0.13)

General attributes

Symbol	MLXGC13
Exchange	Eurex
Currency	EUR
Security type	Future
Underlying	COMPAGNIE GENERALE DES ETABLISSEMENTS MICHELIN SCA
Maturity	08-2025
Contract size	100

Market data

Bid (Bid size)	- EUR (-)
Ask (Ask size)	- EUR (-)
Open	34.0548 EUR
High	34.0548 EUR
Low	34.0548 EUR
Close (prev. day)	33.9231 EUR
Underlying	COMPAGNIE GENERALE DES ETABLISSEMENTS MICHELIN SCA
Underlying price (date)	34.15 (24/08/07)
Settlement price (date)	34.05 (24/08/07)
Open Interest	0

Performance and Risk

	6m	1Y	3Y
Perf (%)	+10.45%	+16.79%	-
Perf (abs.)	+3.21	+4.88	-
Beta	-	-	-
Volatility	27.01	20.95	-

Futures and Options

Related Futures	-
Related Options	-

5Y












Information about previous performance does not guarantee future performance.
Source: FactSet

Price data

Ø price 5 days Ø volume 5 days (pcs.)	35.3185 EUR (0)
Ø price 30 days Ø volume 30 days (pcs.)	35.2648 EUR (0)
Ø price 100 days Ø volume 100 days (pcs.)	35.4724 EUR (0)
Ø price 250 days Ø volume 250 days (pcs.)	32.0169 EUR (0)
YTD High date	37.7238 EUR (2024/06/20)
YTD Low date	30.1428 EUR (2024/01/22)
52 Weeks High date	37.7238 EUR (2024/06/20)
52 Weeks Low date	27.4017 EUR (2023/10/25)

Recent Research

on sector		on market	
Date		Headline	Download
2024/07/24		Global Equity Ratings	
2024/07/12		Global Equity Ratings	
2024/06/21		Global Equity Ratings	
2024/06/14		Global Equity Ratings	
2024/05/29		Global Equity Ratings	