

# LAS VEGAS SANDS CORP. FUTURE (LVSF) - EUX/C12

2024/04/30 18:39:34

Price  
**46.725** USD

Difference  -1.74% (-0.83)

### General attributes

Symbol	LVSFC12
Exchange	Eurex
Currency	USD
Security type	Future
Underlying	LAS VEGAS SANDS CORP
Maturity	04-2025
Contract size	100

### Market data

Bid (Bid size)	- USD (-)
Ask (Ask size)	- USD (-)
Open	46.725 USD
High	46.725 USD
Low	46.725 USD
Close (prev. day)	47.5509 USD
Underlying	LAS VEGAS SANDS CORP
Underlying price (date)	46.72 (24/05/07)
Settlement price (date)	48.97 (24/05/07)
Open Interest	0

### Performance and Risk

	6m	1Y	3Y
Perf (%)	-5.90%	-28.13%	-
Perf (abs.)	-2.93	-18.29	-
Beta	-	-	-
Volatility	27.12	28.48	-

### Futures and Options

Related Futures	-
Related Options	-

5Y










Information about previous performance does not guarantee future performance.  
Source: FactSet

### Price data

Ø price 5 days   Ø volume 5 days (pcs.)	47.172 USD (0)
Ø price 30 days   Ø volume 30 days (pcs.)	51.660 USD (0)
Ø price 100 days   Ø volume 100 days (pcs.)	52.305 USD (0)
Ø price 250 days   Ø volume 250 days (pcs.)	53.858 USD (0)
YTD High   date	57.938 USD (2024/02/19)
YTD Low   date	46.725 USD (2024/04/30)
52 Weeks High   date	64.842 USD (2023/05/02)
52 Weeks Low   date	45.534 USD (2023/10/05)

### Recent Research

on sector		on market	
Date		Headline	Download
2024/04/26		Global Equity Ratings	
2024/04/03		Global Equity Ratings	
2024/03/13		Global Equity Ratings	
2024/02/22		Global Equity Ratings	
2024/02/14		Global Equity Ratings	