

# MEDTRONIC PLC FUTURE (MDTF) - EUX/C10

2024/05/06 18:29:55

Price  
**82.9069** USD

Difference  -0.23% (-0.19)

### General attributes

Symbol	MDTFC10
Exchange	Eurex
Currency	USD
Security type	Future
Underlying	MEDTRONIC PLC
Maturity	03-2025
Contract size	100

### Market data

Bid (Bid size)	- USD (-)
Ask (Ask size)	- USD (-)
Open	82.9069 USD
High	82.9069 USD
Low	82.9069 USD
Close (prev. day)	83.096 USD
Underlying	MEDTRONIC PLC
Underlying price (date)	82.76 (24/06/04)
Settlement price (date)	83.13 (24/06/03)
Open Interest	0

### Performance and Risk

	6m	1Y	3Y
Perf (%)	+11.45%	-9.41%	-
Perf (abs.)	+8.52	-8.62	-
Beta	-	-	-
Volatility	18.39	19.16	-

### Futures and Options

Related Futures	-
Related Options	-

5Y












Information about previous performance does not guarantee future performance.  
Source: FactSet

### Price data

Ø price 5 days   Ø volume 5 days (pcs.)	82.5745 USD (0)
Ø price 30 days   Ø volume 30 days (pcs.)	83.5653 USD (0)
Ø price 100 days   Ø volume 100 days (pcs.)	85.5061 USD (0)
Ø price 250 days   Ø volume 250 days (pcs.)	83.9574 USD (0)
YTD High   date	89.9691 USD (2024/01/31)
YTD Low   date	79.9531 USD (2024/04/18)
52 Weeks High   date	91.8670 USD (2023/07/26)
52 Weeks Low   date	70.6684 USD (2023/10/30)

### Recent Research

on sector	on market		
Date		Headline	Download
2024/05/29		Global Equity Ratings	
2024/04/26		Global Equity Ratings	
2024/04/03		Global Equity Ratings	
2024/03/13		Global Equity Ratings	
2024/02/22		Global Equity Ratings	