

## LILLY &amp; CO., ELI FUTURE (LLYF) - EUX/C1

2024/04/26 18:31:37

Price  
**738.2755** USDDifference  1.84% (13.35)

## General attributes

Symbol	LLYFC1
Exchange	Eurex
Currency	USD
Security type	Future
Underlying	ELI LILLY AND COMPANY
Maturity	05-2024
Contract size	100

## Market data

Bid (Bid size)	- USD (-)
Ask (Ask size)	- USD (-)
Open	738.2755 USD
High	738.2755 USD
Low	738.2755 USD
Close (prev. day)	724.9287 USD
Underlying	ELI LILLY AND COMPANY
Underlying price (date)	733.51 (24/04/26)
Settlement price (date)	738.28 (24/04/26)
Open Interest	0

## Performance and Risk

	6m	1Y	3Y
Perf (%)	+29.57%	+96.78%	-
Perf (abs.)	+168.48	+363.10	-
Beta	-	-	-
Volatility	28.11	30.43	-

## Futures and Options

Related Futures	-
Related Options	-












Information about previous performance does not guarantee future performance.  
Source: FactSet

## Price data

Ø price 5 days   Ø volume 5 days (pcs.)	734.0225 USD (0)
Ø price 30 days   Ø volume 30 days (pcs.)	761.7721 USD (0)
Ø price 100 days   Ø volume 100 days (pcs.)	696.7062 USD (0)
Ø price 250 days   Ø volume 250 days (pcs.)	588.9903 USD (0)
YTD High   date	794.1286 USD (2024/03/04)
YTD Low   date	586.3069 USD (2024/01/02)
52 Weeks High   date	794.1286 USD (2024/03/04)
52 Weeks Low   date	383.8579 USD (2023/04/27)

## Recent Research

on underlying	on sector	on market	
Date		Headline	Download
2024/04/26		Global Equity Ratings	
2024/04/03		Global Equity Ratings	
2024/03/13		Global Equity Ratings	
2024/02/22		Global Equity Ratings	
2024/02/14		Global Equity Ratings	