

JUNGHEINRICH AG FUTURE (JUNF) - EUX/C1

2024/09/18 18:40:58

Price
26.4657 EUR

Difference  -0.61% (-0.16)

General attributes

Symbol	JUNFC1
Exchange	Eurex
Currency	EUR
Security type	Future
Underlying	JUNGHEINRICH AG VZ
Maturity	09-2024
Contract size	100

Market data

Bid (Bid size)	- EUR (-)
Ask (Ask size)	- EUR (-)
Open	26.4657 EUR
High	26.4657 EUR
Low	26.4657 EUR
Close (prev. day)	26.6286 EUR
Underlying	JUNGHEINRICH AG VZ
Underlying price (date)	26.46 (24/09/18)
Settlement price (date)	26.47 (24/09/18)
Open Interest	0

Performance and Risk

	6m	1Y	3Y
Perf (%)	-14.60%	-8.11%	-
Perf (abs.)	-4.55	-2.35	-
Beta	-	-	-
Volatility	35.28	31.62	-

Futures and Options

Related Futures	-
Related Options	-

5Y











Information about previous performance does not guarantee future performance.
Source: FactSet

Price data

Ø price 5 days Ø volume 5 days (pcs.)	26.0092 EUR (0)
Ø price 30 days Ø volume 30 days (pcs.)	27.4730 EUR (0)
Ø price 100 days Ø volume 100 days (pcs.)	29.0599 EUR (0)
Ø price 250 days Ø volume 250 days (pcs.)	30.4432 EUR (0)
YTD High date	38.9621 EUR (2024/04/09)
YTD Low date	25.6620 EUR (2024/09/12)
52 Weeks High date	38.9621 EUR (2024/04/09)
52 Weeks Low date	24.8890 EUR (2023/10/30)

Recent Research

on sector		on market	
Date		Headline	Download
2024/09/11		Global Equity Ratings	
2024/09/05		Global Equity Ratings	
2024/08/12		Global Equity Ratings	
2024/07/24		Global Equity Ratings	
2024/07/12		Global Equity Ratings	