

KRONES AG FUTURE (KRNFC11) - EUX/C11

2024/04/30 18:39:32

Price
125.8224 EUR

Difference  **-1.62% (-2.07)**

General attributes

Symbol	KRNFC11
Exchange	Eurex
Currency	EUR
Security type	Future
Underlying	KRONES AG
Maturity	04-2025
Contract size	100

Market data

Bid (Bid size)	- EUR (-)
Ask (Ask size)	- EUR (-)
Open	125.8224 EUR
High	125.8224 EUR
Low	125.8224 EUR
Close (prev. day)	127.8938 EUR
Underlying	KRONES AG
Underlying price (date)	126.00 (24/06/03)
Settlement price (date)	128.18 (24/05/31)
Open Interest	0

Performance and Risk

	6m	1Y	3Y
Perf (%)	+23.40%	+10.69%	-
Perf (abs.)	+23.96	+12.20	-
Beta	-	-	-
Volatility	20.37	23.38	-

Futures and Options

Related Futures	-
Related Options	-

5Y












Information about previous performance does not guarantee future performance.
Source: FactSet

Price data

Ø price 5 days Ø volume 5 days (pcs.)	126.6096 EUR (0)
Ø price 30 days Ø volume 30 days (pcs.)	126.7620 EUR (0)
Ø price 100 days Ø volume 100 days (pcs.)	118.8345 EUR (0)
Ø price 250 days Ø volume 250 days (pcs.)	110.0626 EUR (0)
YTD High date	130.5848 EUR (2024/04/03)
YTD Low date	110.2097 EUR (2024/01/05)
52 Weeks High date	130.5848 EUR (2024/04/03)
52 Weeks Low date	91.7788 EUR (2023/10/25)

Recent Research

on sector		on market	
Date		Headline	Download
2024/05/29		Global Equity Ratings	
2024/04/26		Global Equity Ratings	
2024/04/03		Global Equity Ratings	
2024/03/13		Global Equity Ratings	
2024/02/22		Global Equity Ratings	