

HUNT (J.B.) TRANSPORT SVCS INC FUTURE (JBHF) - EUX/C13

2024/08/16 19:01:33

Price
174.6579 USD

Difference  0.65% (1.13)

General attributes

| | |
|---------------|--------------------------------|
| Symbol | JBHFC13 |
| Exchange | Eurex |
| Currency | USD |
| Security type | Future |
| Underlying | HUNT (J.B.) TRANSPORT SVCS INC |
| Maturity | 12-2025 |
| Contract size | 100 |

Market data

| | |
|-------------------------|--------------------------------|
| Bid (Bid size) | - USD (-) |
| Ask (Ask size) | - USD (-) |
| Open | 174.6579 USD |
| High | 174.6579 USD |
| Low | 174.6579 USD |
| Close (prev. day) | 173.529 USD |
| Underlying | HUNT (J.B.) TRANSPORT SVCS INC |
| Underlying price (date) | 170.36 (24/08/16) |
| Settlement price (date) | 176.58 (24/08/16) |
| Open Interest | 0 |

Performance and Risk

| | 6m | 1Y | 3Y |
|-------------|---------|---------|----|
| Perf (%) | -23.11% | -14.72% | - |
| Perf (abs.) | -52.49 | -30.14 | - |
| Beta | - | - | - |
| Volatility | 37.28 | 32.55 | - |

Futures and Options

| | |
|-----------------|---|
| Related Futures | - |
| Related Options | - |

5Y











Information about previous performance does not guarantee future performance.
Source: FactSet

Price data

| | |
|---|---------------------------|
| Ø price 5 days Ø volume 5 days (pcs.) | 170.8669 USD (0) |
| Ø price 30 days Ø volume 30 days (pcs.) | 172.3200 USD (0) |
| Ø price 100 days Ø volume 100 days (pcs.) | 177.8532 USD (0) |
| Ø price 250 days Ø volume 250 days (pcs.) | 194.9528 USD (0) |
| YTD High date | 234.1589 USD (2024/02/19) |
| YTD Low date | 161.8741 USD (2024/07/09) |
| 52 Weeks High date | 234.1589 USD (2024/02/19) |
| 52 Weeks Low date | 161.8741 USD (2024/07/09) |

Recent Research

| on sector | | on market | |
|------------|---|-----------------------|---|
| Date | | Headline | Download |
| 2024/08/12 |  | Global Equity Ratings |  |
| 2024/07/24 |  | Global Equity Ratings |  |
| 2024/07/12 |  | Global Equity Ratings |  |
| 2024/06/21 |  | Global Equity Ratings |  |
| 2024/06/14 |  | Global Equity Ratings |  |