

WARTSILA CORP. FUTURE (MTAI) - EUX/C12

2024/06/21 12:51:20

Price
18.855 EUR

Difference  0.32% (0.06)

General attributes

Symbol	MTAIC12
Exchange	Eurex
Currency	EUR
Security type	Future
Underlying	WARTSILA OYJ ABP
Maturity	06-2025
Contract size	100

Market data

Bid (Bid size)	- EUR (-)
Ask (Ask size)	- EUR (-)
Open	18.855 EUR
High	18.855 EUR
Low	18.855 EUR
Close (prev. day)	18.7944 EUR
Underlying	WARTSILA OYJ ABP
Underlying price (date)	18.27 (24/07/11)
Settlement price (date)	18.54 (24/07/10)
Open Interest	0

Performance and Risk

	6m	1Y	3Y
Perf (%)	+35.10%	+68.58%	-
Perf (abs.)	+4.82	+7.54	-
Beta	-	-	-
Volatility	30.66	31.23	-

Futures and Options

Related Futures	-
Related Options	-












Information about previous performance does not guarantee future performance.
Source: FactSet

Price data

Ø price 5 days Ø volume 5 days (pcs.)	18.312 EUR (0)
Ø price 30 days Ø volume 30 days (pcs.)	18.806 EUR (0)
Ø price 100 days Ø volume 100 days (pcs.)	15.753 EUR (0)
Ø price 250 days Ø volume 250 days (pcs.)	13.182 EUR (0)
YTD High date	19.516 EUR (2024/06/17)
YTD Low date	12.775 EUR (2024/01/03)
52 Weeks High date	19.516 EUR (2024/06/17)
52 Weeks Low date	9.578 EUR (2023/10/24)

Recent Research

on sector		on market	
Date		Headline	Download
2024/06/21		Global Equity Ratings	
2024/06/14		Global Equity Ratings	
2024/05/29		Global Equity Ratings	
2024/04/26		Global Equity Ratings	
2024/04/03		Global Equity Ratings	