

3M CO. FUTURE (MMMFC) - EUX/C1

2024/05/06 18:29:57

Price
97.1428 USD

Difference  -0.15% (-0.15)

General attributes

Symbol	MMMFC1
Exchange	Eurex
Currency	USD
Security type	Future
Underlying	3M COMPANY
Maturity	06-2024
Contract size	100

Market data

Bid (Bid size)	- USD (-)
Ask (Ask size)	- USD (-)
Open	97.1428 USD
High	97.1428 USD
Low	97.1428 USD
Close (prev. day)	97.2904 USD
Underlying	3M COMPANY
Underlying price (date)	98.00 (24/05/28)
Settlement price (date)	99.45 (24/05/28)
Open Interest	0

Performance and Risk

	6m	1Y	3Y
Perf (%)	+5.71%	-3.83%	-
Perf (abs.)	+5.25	-3.87	-
Beta	-	-	-
Volatility	34.91	31.65	-

Futures and Options

Related Futures	-
Related Options	-

5Y












Information about previous performance does not guarantee future performance.
Source: FactSet

Price data

Ø price 5 days Ø volume 5 days (pcs.)	96.0793 USD (0)
Ø price 30 days Ø volume 30 days (pcs.)	95.5243 USD (0)
Ø price 100 days Ø volume 100 days (pcs.)	98.3473 USD (0)
Ø price 250 days Ø volume 250 days (pcs.)	98.5576 USD (0)
YTD High date	110.4081 USD (2024/01/02)
YTD Low date	90.5005 USD (2024/04/16)
52 Weeks High date	111.2080 USD (2023/07/28)
52 Weeks Low date	85.5274 USD (2023/10/23)

Recent Research

on underlying	on sector	on market	
Date		Headline	Download
2023/06/06		Global Equity Ratings	
2023/06/01		Global Equity Ratings	
2023/05/24		Global Equity Ratings	
2023/05/03		Global Equity Ratings	
2023/04/25		Global Equity Ratings	