

## JOHNSON &amp; JOHNSON FUTURE (JNJF) - EUX/C11

2024/08/07 18:43:18

Price  
**161.9396** USDDifference  0.32% (0.52)

## General attributes

Symbol	JNJFC11
Exchange	Eurex
Currency	USD
Security type	Future
Underlying	JOHNSON & JOHNSON
Maturity	06-2025
Contract size	100

## Market data

Bid (Bid size)	- USD (-)
Ask (Ask size)	- USD (-)
Open	161.9396 USD
High	161.9396 USD
Low	161.9396 USD
Close (prev. day)	161.4231 USD
Underlying	JOHNSON & JOHNSON
Underlying price (date)	158.90 (24/08/07)
Settlement price (date)	161.94 (24/08/07)
Open Interest	0

## Performance and Risk

	6m	1Y	3Y
Perf (%)	+0.94%	-8.15%	-
Perf (abs.)	+1.51	-14.37	-
Beta	-	-	-
Volatility	17.39	15.96	-

## Futures and Options

Related Futures	-
Related Options	-












5Y

Information about previous performance does not guarantee future performance.  
Source: FactSet

## Price data

Ø price 5 days   Ø volume 5 days (pcs.)	162.2162 USD (0)
Ø price 30 days   Ø volume 30 days (pcs.)	158.9755 USD (0)
Ø price 100 days   Ø volume 100 days (pcs.)	155.0268 USD (0)
Ø price 250 days   Ø volume 250 days (pcs.)	159.5954 USD (0)
YTD High   date	166.5257 USD (2024/03/01)
YTD Low   date	146.0984 USD (2024/04/17)
52 Weeks High   date	178.2612 USD (2023/08/15)
52 Weeks Low   date	146.0984 USD (2024/04/17)

## Recent Research

on underlying	on sector	on market	
Date		Headline	Download
2024/07/24		Global Equity Ratings	
2024/07/12		Global Equity Ratings	
2024/06/21		Global Equity Ratings	
2024/06/14		Global Equity Ratings	
2024/05/29		Global Equity Ratings	