

## JOHNSON &amp; JOHNSON FUTURE (JNJF) - EUX/C11

2024/07/16 18:50:37

Price  
**151.8458** USDDifference  0.26% (0.40)

## General attributes

Symbol	JNJFC11
Exchange	Eurex
Currency	USD
Security type	Future
Underlying	JOHNSON & JOHNSON
Maturity	05-2025
Contract size	100

## Market data

Bid (Bid size)	- USD (-)
Ask (Ask size)	- USD (-)
Open	151.8458 USD
High	151.8458 USD
Low	151.8458 USD
Close (prev. day)	151.4473 USD
Underlying	JOHNSON & JOHNSON
Underlying price (date)	151.01 (24/07/16)
Settlement price (date)	151.85 (24/07/16)
Open Interest	0

## Performance and Risk

	6m	1Y	3Y
Perf (%)	-7.87%	-7.05%	-
Perf (abs.)	-12.97	-11.51	-
Beta	-	-	-
Volatility	14.53	16.83	-

## Futures and Options

Related Futures	-
Related Options	-











5Y

Information about previous performance does not guarantee future performance.  
Source: FactSet

## Price data

Ø price 5 days   Ø volume 5 days (pcs.)	151.6836 USD (0)
Ø price 30 days   Ø volume 30 days (pcs.)	150.1919 USD (0)
Ø price 100 days   Ø volume 100 days (pcs.)	156.1791 USD (0)
Ø price 250 days   Ø volume 250 days (pcs.)	160.8111 USD (0)
YTD High   date	166.5257 USD (2024/03/01)
YTD Low   date	146.0984 USD (2024/04/17)
52 Weeks High   date	179.5043 USD (2023/07/28)
52 Weeks Low   date	146.0984 USD (2024/04/17)

## Recent Research

on underlying	on sector	on market	
Date		Headline	Download
2024/07/12		Global Equity Ratings	
2024/06/21		Global Equity Ratings	
2024/06/14		Global Equity Ratings	
2024/05/29		Global Equity Ratings	
2024/04/26		Global Equity Ratings	