

JOHNSON & JOHNSON FUTURE (JNJF) - EUX/C1

2024/06/21 19:14:38

Price
147.89 USDDifference  1.23% (1.80)

General attributes

Symbol	JNJFC1
Exchange	Eurex
Currency	USD
Security type	Future
Underlying	JOHNSON & JOHNSON
Maturity	07-2024
Contract size	100

Market data

Bid (Bid size)	- USD (-)
Ask (Ask size)	- USD (-)
Open	148.34 USD
High	148.34 USD
Low	147.89 USD
Close (prev. day)	146.0921 USD
Underlying	JOHNSON & JOHNSON
Underlying price (date)	149.70 (24/07/11)
Settlement price (date)	150.43 (24/07/11)
Open Interest	0

Performance and Risk

	6m	1Y	3Y
Perf (%)	-4.88%	-10.44%	-
Perf (abs.)	-7.59	-17.24	-
Beta	-	-	-
Volatility	14.10	16.56	-

Futures and Options

Related Futures	-
Related Options	-












Information about previous performance does not guarantee future performance.
Source: FactSet

Price data

Ø price 5 days Ø volume 5 days (pcs.)	146.26 USD (0)
Ø price 30 days Ø volume 30 days (pcs.)	- USD (-)
Ø price 100 days Ø volume 100 days (pcs.)	154.42 USD (0)
Ø price 250 days Ø volume 250 days (pcs.)	158.00 USD (0)
YTD High date	162.77 USD (2024/03/01)
YTD Low date	144.17 USD (2024/04/17)
52 Weeks High date	175.71 USD (2023/07/28)
52 Weeks Low date	144.17 USD (2024/04/17)

Recent Research

on underlying	on sector	on market	
Date		Headline	Download
2024/06/21		Global Equity Ratings	
2024/06/14		Global Equity Ratings	
2024/05/29		Global Equity Ratings	
2024/04/26		Global Equity Ratings	
2024/04/03		Global Equity Ratings	