

JOHNSON & JOHNSON FUTURE (JNJF) - EUX/C1

2024/05/06 18:29:50

Price
148.4331 USDDifference  -0.26% (-0.38)

General attributes

Symbol	JNJFC1
Exchange	Eurex
Currency	USD
Security type	Future
Underlying	JOHNSON & JOHNSON
Maturity	05-2024
Contract size	100

Market data

Bid (Bid size)	- USD (-)
Ask (Ask size)	- USD (-)
Open	148.4331 USD
High	148.4331 USD
Low	148.4331 USD
Close (prev. day)	148.8163 USD
Underlying	JOHNSON & JOHNSON
Underlying price (date)	148.72 (24/05/07)
Settlement price (date)	149.32 (24/05/07)
Open Interest	0

Performance and Risk

	6m	1Y	3Y
Perf (%)	-2.39%	-8.73%	-
Perf (abs.)	-3.63	-14.20	-
Beta	-	-	-
Volatility	14.16	15.88	-

Futures and Options

Related Futures	-
Related Options	-










Information about previous performance does not guarantee future performance.
Source: FactSet

Price data

Ø price 5 days Ø volume 5 days (pcs.)	147.9805 USD (0)
Ø price 30 days Ø volume 30 days (pcs.)	150.8721 USD (0)
Ø price 100 days Ø volume 100 days (pcs.)	156.3099 USD (0)
Ø price 250 days Ø volume 250 days (pcs.)	158.5078 USD (0)
YTD High date	162.7658 USD (2024/03/01)
YTD Low date	144.1727 USD (2024/04/17)
52 Weeks High date	175.7136 USD (2023/07/28)
52 Weeks Low date	144.1727 USD (2024/04/17)

Recent Research

on underlying	on sector	on market	
Date		Headline	Download
2024/04/26		Global Equity Ratings	
2024/04/03		Global Equity Ratings	
2024/03/13		Global Equity Ratings	
2024/02/22		Global Equity Ratings	
2024/02/14		Global Equity Ratings	