

JOHNSON & JOHNSON FUTURE (JNJF) - EUX/C1

2024/04/25 18:46:59

Price
147.1331 USDDifference  -0.65% (-0.97)

General attributes

Symbol	JNJFC1
Exchange	Eurex
Currency	USD
Security type	Future
Underlying	JOHNSON & JOHNSON
Maturity	05-2024
Contract size	100

Market data

Bid (Bid size)	- USD (-)
Ask (Ask size)	- USD (-)
Open	147.1331 USD
High	147.1331 USD
Low	147.1331 USD
Close (prev. day)	148.1016 USD
Underlying	JOHNSON & JOHNSON
Underlying price (date)	147.19 (24/04/25)
Settlement price (date)	147.13 (24/04/25)
Open Interest	0

Performance and Risk

	6m	1Y	3Y
Perf (%)	-2.46%	-9.64%	-
Perf (abs.)	-3.74	-15.79	-
Beta	-	-	-
Volatility	14.57	15.72	-

Futures and Options

Related Futures	-
Related Options	-












5Y

Information about previous performance does not guarantee future performance.
Source: FactSet

Price data

Ø price 5 days Ø volume 5 days (pcs.)	147.7196 USD (0)
Ø price 30 days Ø volume 30 days (pcs.)	153.5252 USD (0)
Ø price 100 days Ø volume 100 days (pcs.)	156.9381 USD (0)
Ø price 250 days Ø volume 250 days (pcs.)	158.8950 USD (0)
YTD High date	162.7658 USD (2024/03/01)
YTD Low date	144.1727 USD (2024/04/17)
52 Weeks High date	175.7136 USD (2023/07/28)
52 Weeks Low date	144.1727 USD (2024/04/17)

Recent Research

on underlying	on sector	on market	
Date		Headline	Download
2024/04/03		Global Equity Ratings	
2024/03/13		Global Equity Ratings	
2024/02/22		Global Equity Ratings	
2024/02/14		Global Equity Ratings	
2024/01/23		Global Equity Ratings	