

L'OREAL FUTURE (LORF) - EUX/C10

2024/09/13 18:35:21

Price
370.6364 EURDifference  0.40% (1.46)

General attributes

Symbol	LORFC10
Exchange	Eurex
Currency	EUR
Security type	Future
Underlying	L'OREAL S.A.
Maturity	06-2025
Contract size	100

Market data

Bid (Bid size)	- EUR (-)
Ask (Ask size)	- EUR (-)
Open	370.6364 EUR
High	370.6364 EUR
Low	370.6364 EUR
Close (prev. day)	369.1768 EUR
Underlying	L'OREAL S.A.
Underlying price (date)	366.65 (24/09/13)
Settlement price (date)	370.64 (24/09/13)
Open Interest	0

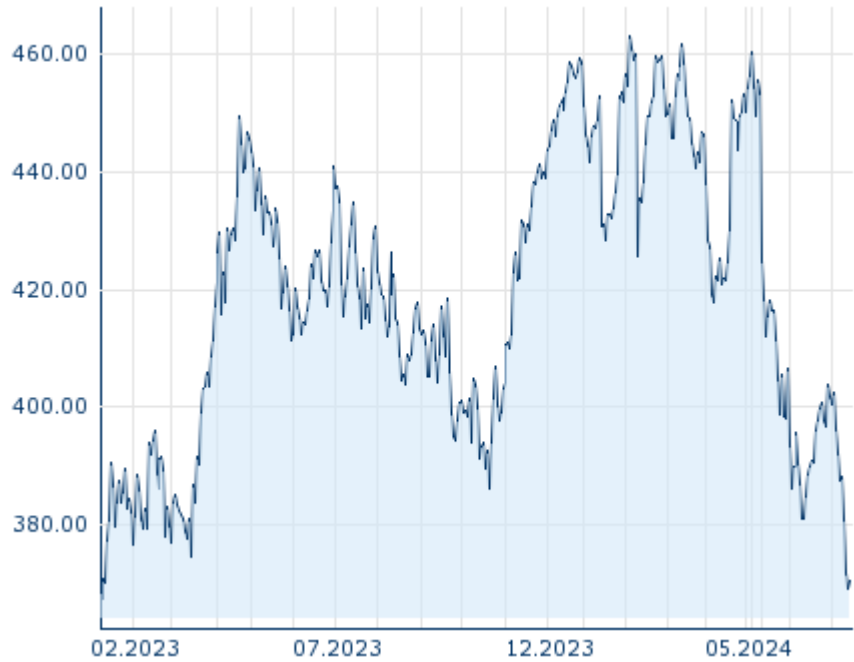
Performance and Risk

	6m	1Y	3Y
Perf (%)	-19.74%	-8.33%	-
Perf (abs.)	-91.15	-33.67	-
Beta	-	-	-
Volatility	22.52	21.65	-

Futures and Options

Related Futures	-
Related Options	-

5Y












Information about previous performance does not guarantee future performance.
Source: FactSet

Price data

Ø price 5 days Ø volume 5 days (pcs.)	376.1194 EUR (0)
Ø price 30 days Ø volume 30 days (pcs.)	390.4929 EUR (0)
Ø price 100 days Ø volume 100 days (pcs.)	407.5022 EUR (0)
Ø price 250 days Ø volume 250 days (pcs.)	426.7788 EUR (0)
YTD High date	463.0652 EUR (2024/02/05)
YTD Low date	369.1768 EUR (2024/09/12)
52 Weeks High date	463.0652 EUR (2024/02/05)
52 Weeks Low date	369.1768 EUR (2024/09/12)

Recent Research

on underlying	on sector	on market	
Date		Headline	Download
2024/09/11		Global Equity Ratings	
2024/09/05		Global Equity Ratings	
2024/08/12		Global Equity Ratings	
2024/07/24		Global Equity Ratings	
2024/07/12		Global Equity Ratings	