

## INTEL CORP. FUTURE (INTF) - EUX/C1

2024/08/15 18:48:12

Price  
**20.6281** USDDifference  2.37% (0.48)

## General attributes

Symbol	INTFC1
Exchange	Eurex
Currency	USD
Security type	Future
Underlying	INTEL CORP.
Maturity	09-2024
Contract size	100

## Market data

Bid (Bid size)	- USD (-)
Ask (Ask size)	- USD (-)
Open	20.6281 USD
High	20.6281 USD
Low	20.6281 USD
Close (prev. day)	20.151 USD
Underlying	INTEL CORP.
Underlying price (date)	20.69 (24/08/15)
Settlement price (date)	20.74 (24/08/15)
Open Interest	0

## Performance and Risk

	6m	1Y	3Y
Perf (%)	-53.75%	-41.67%	-
Perf (abs.)	-23.97	-14.73	-
Beta	-	-	-
Volatility	70.54	53.23	-

## Futures and Options

Related Futures	-
Related Options	-

5Y











Information about previous performance does not guarantee future performance.  
Source: FactSet

## Price data

Ø price 5 days   Ø volume 5 days (pcs.)	20.0070 USD (0)
Ø price 30 days   Ø volume 30 days (pcs.)	27.7159 USD (0)
Ø price 100 days   Ø volume 100 days (pcs.)	32.2199 USD (0)
Ø price 250 days   Ø volume 250 days (pcs.)	38.9678 USD (0)
YTD High   date	50.0328 USD (2024/01/25)
YTD Low   date	19.5666 USD (2024/08/12)
52 Weeks High   date	50.8649 USD (2023/12/27)
52 Weeks Low   date	19.5666 USD (2024/08/12)

## Recent Research

on underlying	on sector	on market	
Date		Headline	Download
2024/08/12		Global Equity Ratings	
2024/07/24		Global Equity Ratings	
2024/07/12		Global Equity Ratings	
2024/06/21		Global Equity Ratings	
2024/06/14		Global Equity Ratings	