

DORMA+KABA HOLDING AG FUTURE (KABF) - EUX/C11

2024/07/18 18:34:10

Price
516.5605 CHFDifference  -0.38% (-1.99)

General attributes

Symbol	KABFC11
Exchange	Eurex
Currency	CHF
Security type	Future
Underlying	DORMAKABA HOLDING AG
Maturity	05-2025
Contract size	100

Market data

Bid (Bid size)	- CHF (-)
Ask (Ask size)	- CHF (-)
Open	516.5605 CHF
High	516.5605 CHF
Low	516.5605 CHF
Close (prev. day)	518.5473 CHF
Underlying	DORMAKABA HOLDING AG
Underlying price (date)	522.00 (24/07/18)
Settlement price (date)	516.56 (24/07/18)
Open Interest	0

Performance and Risk

	6m	1Y	3Y
Perf (%)	+21.13%	+20.14%	-
Perf (abs.)	+90.11	+86.59	-
Beta	-	-	-
Volatility	27.83	29.75	-

Futures and Options

Related Futures	-
Related Options	-












Information about previous performance does not guarantee future performance.
Source: FactSet

Price data

Ø price 5 days Ø volume 5 days (pcs.)	511.3564 CHF (0)
Ø price 30 days Ø volume 30 days (pcs.)	487.1602 CHF (0)
Ø price 100 days Ø volume 100 days (pcs.)	468.3496 CHF (0)
Ø price 250 days Ø volume 250 days (pcs.)	446.4404 CHF (0)
YTD High date	518.5473 CHF (2024/07/17)
YTD Low date	422.3824 CHF (2024/01/19)
52 Weeks High date	518.5473 CHF (2024/07/17)
52 Weeks Low date	401.7435 CHF (2023/08/03)

Recent Research

on sector		on market	
Date		Headline	Download
2024/07/12		Global Equity Ratings	
2024/06/21		Global Equity Ratings	
2024/06/14		Global Equity Ratings	
2024/05/29		Global Equity Ratings	
2024/04/26		Global Equity Ratings	