

## INTEL CORP. FUTURE (INTF) - EUX/C10

2024/10/18 19:07:14

Price  
**23.3179** USDDifference  0.23% (0.05)

## General attributes

Symbol	INTFC10
Exchange	Eurex
Currency	USD
Security type	Future
Underlying	INTEL CORP.
Maturity	08-2025
Contract size	100

## Market data

Bid (Bid size)	- USD (-)
Ask (Ask size)	- USD (-)
Open	23.3179 USD
High	23.3179 USD
Low	23.3179 USD
Close (prev. day)	23.2652 USD
Underlying	INTEL CORP.
Underlying price (date)	22.77 (24/10/18)
Settlement price (date)	23.34 (24/10/18)
Open Interest	0

## Performance and Risk

	6m	1Y	3Y
Perf (%)	-36.43%	-37.13%	-
Perf (abs.)	-13.36	-13.77	-
Beta	-	-	-
Volatility	71.64	54.93	-

## Futures and Options

Related Futures	-
Related Options	-

5Y






















Information about previous performance does not guarantee future performance.  
Source: FactSet

## Price data

Ø price 5 days   Ø volume 5 days (pcs.)	23.4139 USD (0)
Ø price 30 days   Ø volume 30 days (pcs.)	22.6644 USD (0)
Ø price 100 days   Ø volume 100 days (pcs.)	25.4475 USD (0)
Ø price 250 days   Ø volume 250 days (pcs.)	36.7369 USD (0)
YTD High   date	51.6313 USD (2024/01/25)
YTD Low   date	19.2124 USD (2024/09/10)
52 Weeks High   date	52.5148 USD (2023/12/27)
52 Weeks Low   date	19.2124 USD (2024/09/10)

## Recent Research

on underlying		on sector		on market	
Date				Headline	Download
2024/09/27				Global Equity Ratings	
2024/09/11				Global Equity Ratings	
2024/09/05				Global Equity Ratings	
2024/08/12				Global Equity Ratings	
2024/07/24				Global Equity Ratings	