

INTEL CORP. FUTURE (INTF) - EUX/C10

2024/09/13 18:35:15

Price
20.3425 USDDifference  2.35% (0.47)

General attributes

Symbol	INTFC10
Exchange	Eurex
Currency	USD
Security type	Future
Underlying	INTEL CORP.
Maturity	06-2025
Contract size	100

Market data

Bid (Bid size)	- USD (-)
Ask (Ask size)	- USD (-)
Open	20.3425 USD
High	20.3425 USD
Low	20.3425 USD
Close (prev. day)	19.8756 USD
Underlying	INTEL CORP.
Underlying price (date)	19.66 (24/09/13)
Settlement price (date)	20.34 (24/09/13)
Open Interest	0

Performance and Risk

	6m	1Y	3Y
Perf (%)	-54.88%	-49.04%	-
Perf (abs.)	-24.74	-19.58	-
Beta	-	-	-
Volatility	68.48	53.00	-

Futures and Options

Related Futures	-
Related Options	-

5Y












Information about previous performance does not guarantee future performance.
Source: FactSet

Price data

Ø price 5 days Ø volume 5 days (pcs.)	19.7067 USD (0)
Ø price 30 days Ø volume 30 days (pcs.)	20.7618 USD (0)
Ø price 100 days Ø volume 100 days (pcs.)	26.9636 USD (0)
Ø price 250 days Ø volume 250 days (pcs.)	38.3077 USD (0)
YTD High date	51.6313 USD (2024/01/25)
YTD Low date	19.2124 USD (2024/09/10)
52 Weeks High date	52.5148 USD (2023/12/27)
52 Weeks Low date	19.2124 USD (2024/09/10)

Recent Research

on underlying	on sector	on market		
Date			Headline	Download
2024/09/11			Global Equity Ratings	
2024/09/05			Global Equity Ratings	
2024/08/12			Global Equity Ratings	
2024/07/24			Global Equity Ratings	
2024/07/12			Global Equity Ratings	