

ARCELORMITTAL S.A. FUTURE (ISPI) - EUX/C10

2024/06/21 19:17:19

Price
22.4144 EURDifference  -1.90% (-0.43)

General attributes

Symbol	ISPIC10
Exchange	Eurex
Currency	EUR
Security type	Future
Underlying	ARCELORMITTAL S.A.
Maturity	04-2025
Contract size	100

Market data

Bid (Bid size)	- EUR (-)
Ask (Ask size)	- EUR (-)
Open	22.4144 EUR
High	22.4144 EUR
Low	22.4144 EUR
Close (prev. day)	22.849 EUR
Underlying	ARCELORMITTAL S.A.
Underlying price (date)	21.37 (24/06/28)
Settlement price (date)	21.84 (24/06/28)
Open Interest	0

Performance and Risk

	6m	1Y	3Y
Perf (%)	-15.84%	-12.01%	-
Perf (abs.)	-4.22	-3.06	-
Beta	-	-	-
Volatility	29.35	27.76	-

Futures and Options

Related Futures	-
Related Options	-

5Y











Information about previous performance does not guarantee future performance.
Source: FactSet

Price data

Ø price 5 days Ø volume 5 days (pcs.)	22.5063 EUR (0)
Ø price 30 days Ø volume 30 days (pcs.)	- EUR (-)
Ø price 100 days Ø volume 100 days (pcs.)	24.8442 EUR (0)
Ø price 250 days Ø volume 250 days (pcs.)	24.4552 EUR (0)
YTD High date	26.8609 EUR (2024/02/09)
YTD Low date	22.2808 EUR (2024/06/17)
52 Weeks High date	26.9421 EUR (2023/12/18)
52 Weeks Low date	20.5336 EUR (2023/10/30)

Recent Research

on sector		on market	
Date		Headline	Download
2024/06/21		Global Equity Ratings	
2024/06/14		Global Equity Ratings	
2024/05/29		Global Equity Ratings	
2024/04/26		Global Equity Ratings	
2024/04/03		Global Equity Ratings	