

## ARCELORMITTAL S.A. FUTURE (ISPI) - EUX/C10

2024/05/06 18:29:49

Price  
**24.6172** EURDifference  0.17% (0.04)

## General attributes

Symbol	ISPIC10
Exchange	Eurex
Currency	EUR
Security type	Future
Underlying	ARCELORMITTAL S.A.
Maturity	03-2025
Contract size	100

## Market data

Bid (Bid size)	- EUR (-)
Ask (Ask size)	- EUR (-)
Open	24.6172 EUR
High	24.6172 EUR
Low	24.6172 EUR
Close (prev. day)	24.5762 EUR
Underlying	ARCELORMITTAL S.A.
Underlying price (date)	21.82 (24/06/14)
Settlement price (date)	22.28 (24/06/14)
Open Interest	0

## Performance and Risk

	6m	1Y	3Y
Perf (%)	+11.78%	-1.20%	-
Perf (abs.)	+2.59	-0.30	-
Beta	-	-	-
Volatility	25.35	25.62	-

## Futures and Options

Related Futures	-
Related Options	-











5Y

Information about previous performance does not guarantee future performance.  
Source: FactSet

## Price data

Ø price 5 days   Ø volume 5 days (pcs.)	24.3984 EUR (0)
Ø price 30 days   Ø volume 30 days (pcs.)	24.9960 EUR (0)
Ø price 100 days   Ø volume 100 days (pcs.)	25.2332 EUR (0)
Ø price 250 days   Ø volume 250 days (pcs.)	24.6042 EUR (0)
YTD High   date	26.8609 EUR (2024/02/09)
YTD Low   date	23.5909 EUR (2024/03/05)
52 Weeks High   date	26.9421 EUR (2023/12/18)
52 Weeks Low   date	20.5336 EUR (2023/10/30)

## Recent Research

on sector		on market	
Date		Headline	Download
2024/06/14		Global Equity Ratings	
2024/05/29		Global Equity Ratings	
2024/04/26		Global Equity Ratings	
2024/04/03		Global Equity Ratings	
2024/03/13		Global Equity Ratings	