

LILLY & CO., ELI FUTURE (LLYF) - EUX/C13

2024/05/02 18:23:46

Price
802.1994 USD

Difference  -1.33% (-10.83)

General attributes

Symbol	LLYFC13
Exchange	Eurex
Currency	USD
Security type	Future
Underlying	ELI LILLY AND COMPANY
Maturity	05-2025
Contract size	100

Market data

Bid (Bid size)	- USD (-)
Ask (Ask size)	- USD (-)
Open	802.1994 USD
High	802.1994 USD
Low	802.1994 USD
Close (prev. day)	813.0281 USD
Underlying	ELI LILLY AND COMPANY
Underlying price (date)	755.91 (24/05/02)
Settlement price (date)	802.20 (24/05/02)
Open Interest	0

Performance and Risk

	6m	1Y	3Y
Perf (%)	+32.15%	+91.70%	-
Perf (abs.)	+195.17	+383.73	-
Beta	-	-	-
Volatility	32.73	32.60	-

Futures and Options

Related Futures	-
Related Options	-

5Y










Information about previous performance does not guarantee future performance.
Source: FactSet

Price data

Ø price 5 days Ø volume 5 days (pcs.)	790.0084 USD (0)
Ø price 30 days Ø volume 30 days (pcs.)	798.0650 USD (0)
Ø price 100 days Ø volume 100 days (pcs.)	737.4200 USD (0)
Ø price 250 days Ø volume 250 days (pcs.)	622.7475 USD (0)
YTD High date	854.5730 USD (2024/02/19)
YTD Low date	612.3273 USD (2024/01/02)
52 Weeks High date	854.5730 USD (2024/02/19)
52 Weeks Low date	442.1645 USD (2023/05/03)

Recent Research

on underlying	on sector	on market	
Date		Headline	Download
2024/04/26		Global Equity Ratings	
2024/04/03		Global Equity Ratings	
2024/03/13		Global Equity Ratings	
2024/02/22		Global Equity Ratings	
2024/02/14		Global Equity Ratings	