

MEDTRONIC PLC FUTURE (MDTF) - EUX/C11

2024/05/06 18:29:55

Price
83.2262 USD

Difference  **-0.23% (-0.19)**

General attributes

Symbol	MDTFC11
Exchange	Eurex
Currency	USD
Security type	Future
Underlying	MEDTRONIC PLC
Maturity	04-2025
Contract size	100

Market data

Bid (Bid size)	- USD (-)
Ask (Ask size)	- USD (-)
Open	83.2262 USD
High	83.2262 USD
Low	83.2262 USD
Close (prev. day)	83.4151 USD
Underlying	MEDTRONIC PLC
Underlying price (date)	82.12 (24/06/03)
Settlement price (date)	82.76 (24/06/03)
Open Interest	0

Performance and Risk

	6m	1Y	3Y
Perf (%)	+11.32%	-9.37%	-
Perf (abs.)	+8.46	-8.61	-
Beta	-	-	-
Volatility	18.39	19.28	-

Futures and Options

Related Futures	-
Related Options	-

5Y












Information about previous performance does not guarantee future performance.
Source: FactSet

Price data

Ø price 5 days Ø volume 5 days (pcs.)	82.8979 USD (0)
Ø price 30 days Ø volume 30 days (pcs.)	83.9406 USD (0)
Ø price 100 days Ø volume 100 days (pcs.)	85.6827 USD (0)
Ø price 250 days Ø volume 250 days (pcs.)	84.1022 USD (0)
YTD High date	90.3275 USD (2024/01/31)
YTD Low date	80.3513 USD (2024/04/18)
52 Weeks High date	92.3500 USD (2023/07/26)
52 Weeks Low date	71.0363 USD (2023/10/30)

Recent Research

on sector		on market	
Date		Headline	Download
2024/05/29		Global Equity Ratings	
2024/04/26		Global Equity Ratings	
2024/04/03		Global Equity Ratings	
2024/03/13		Global Equity Ratings	
2024/02/22		Global Equity Ratings	