

MEDTRONIC PLC FUTURE (MDTF) - EUX/C1

2024/07/16 18:50:42

Price
77.4146 USD

Difference  -0.15% (-0.11)

General attributes

Symbol	MDTFC1
Exchange	Eurex
Currency	USD
Security type	Future
Underlying	MEDTRONIC PLC
Maturity	07-2024
Contract size	100

Market data

Bid (Bid size)	- USD (-)
Ask (Ask size)	- USD (-)
Open	77.4146 USD
High	77.4146 USD
Low	77.4146 USD
Close (prev. day)	77.5292 USD
Underlying	MEDTRONIC PLC
Underlying price (date)	78.10 (24/07/16)
Settlement price (date)	77.41 (24/07/16)
Open Interest	0

Performance and Risk

	6m	1Y	3Y
Perf (%)	-10.83%	-11.82%	-
Perf (abs.)	-9.40	-10.37	-
Beta	-	-	-
Volatility	16.65	18.63	-

Futures and Options

Related Futures	-
Related Options	-

5Y









Information about previous performance does not guarantee future performance.
Source: FactSet

Price data

Ø price 5 days Ø volume 5 days (pcs.)	77.5496 USD (0)
Ø price 30 days Ø volume 30 days (pcs.)	78.3162 USD (0)
Ø price 100 days Ø volume 100 days (pcs.)	82.1175 USD (0)
Ø price 250 days Ø volume 250 days (pcs.)	81.2762 USD (0)
YTD High date	88.5481 USD (2024/01/31)
YTD Low date	76.6354 USD (2024/07/09)
52 Weeks High date	90.0022 USD (2023/07/26)
52 Weeks Low date	69.7025 USD (2023/10/30)

Recent Research

on sector	on market		
Date		Headline	Download
2024/07/12		Global Equity Ratings	
2024/06/21		Global Equity Ratings	
2024/06/14		Global Equity Ratings	
2024/05/29		Global Equity Ratings	
2024/04/26		Global Equity Ratings	