

## JOHNSON &amp; JOHNSON FUTURE (JNJF) - EUX/C12

2024/06/21 19:17:21

Price  
**150.7519** USDDifference  1.58% (2.35)

## General attributes

Symbol	JNJFC12
Exchange	Eurex
Currency	USD
Security type	Future
Underlying	JOHNSON & JOHNSON
Maturity	06-2025
Contract size	100

## Market data

Bid (Bid size)	- USD (-)
Ask (Ask size)	- USD (-)
Open	150.7519 USD
High	150.7519 USD
Low	150.7519 USD
Close (prev. day)	148.404 USD
Underlying	JOHNSON & JOHNSON
Underlying price (date)	149.70 (24/07/11)
Settlement price (date)	152.78 (24/07/11)
Open Interest	0

## Performance and Risk

	6m	1Y	3Y
Perf (%)	-6.79%	-6.16%	-
Perf (abs.)	-11.13	-10.02	-
Beta	-	-	-
Volatility	15.04	16.98	-

## Futures and Options

Related Futures	-
Related Options	-












5Y

Information about previous performance does not guarantee future performance.  
Source: FactSet

## Price data

Ø price 5 days   Ø volume 5 days (pcs.)	149.5506 USD (0)
Ø price 30 days   Ø volume 30 days (pcs.)	149.1071 USD (0)
Ø price 100 days   Ø volume 100 days (pcs.)	156.2866 USD (0)
Ø price 250 days   Ø volume 250 days (pcs.)	161.1110 USD (0)
YTD High   date	166.1135 USD (2024/03/01)
YTD Low   date	146.6693 USD (2024/04/17)
52 Weeks High   date	180.2715 USD (2023/07/28)
52 Weeks Low   date	146.6693 USD (2024/04/17)

## Recent Research

on underlying	on sector	on market	
Date		Headline	Download
2024/06/21		Global Equity Ratings	
2024/06/14		Global Equity Ratings	
2024/05/29		Global Equity Ratings	
2024/04/26		Global Equity Ratings	
2024/04/03		Global Equity Ratings	