

JOHNSON & JOHNSON FUTURE (JNJF) - EUX/C12

2024/04/26 18:31:34

5Y

Price
149.6385 USD
 Difference  -0.07% (-0.11)

General attributes

Symbol	JNJFC12
Exchange	Eurex
Currency	USD
Security type	Future
Underlying	JOHNSON & JOHNSON
Maturity	04-2025
Contract size	100

Market data

Bid (Bid size)	- USD (-)
Ask (Ask size)	- USD (-)
Open	149.6385 USD
High	149.6385 USD
Low	149.6385 USD
Close (prev. day)	149.7488 USD
Underlying	JOHNSON & JOHNSON
Underlying price (date)	146.14 (24/04/26)
Settlement price (date)	149.64 (24/04/26)
Open Interest	0

Performance and Risk

	6m	1Y	3Y
Perf (%)	-3.82%	-11.23%	-
Perf (abs.)	-5.94	-18.95	-
Beta	-	-	-
Volatility	14.83	15.79	-

Futures and Options

Related Futures	-
Related Options	-











Information about previous performance does not guarantee future performance.
 Source: FactSet

Price data

Ø price 5 days Ø volume 5 days (pcs.)	150.9744 USD (0)
Ø price 30 days Ø volume 30 days (pcs.)	155.8923 USD (0)
Ø price 100 days Ø volume 100 days (pcs.)	160.1260 USD (0)
Ø price 250 days Ø volume 250 days (pcs.)	162.5417 USD (0)
YTD High date	166.1135 USD (2024/03/01)
YTD Low date	146.6693 USD (2024/04/17)
52 Weeks High date	180.2715 USD (2023/07/28)
52 Weeks Low date	146.6693 USD (2024/04/17)

Recent Research

on underlying	on sector	on market	
Date		Headline	Download
2024/04/26		Global Equity Ratings	
2024/04/03		Global Equity Ratings	
2024/03/13		Global Equity Ratings	
2024/02/22		Global Equity Ratings	
2024/02/14		Global Equity Ratings	