

KELLOGG CO. FUTURE (KELF) - EUX/C1

2024/04/30 18:39:31

Price
58.0449 USD

Difference  -0.04% (-0.02)

General attributes

Symbol	KELFC1
Exchange	Eurex
Currency	USD
Security type	Future
Underlying	KELLANOVA
Maturity	06-2024
Contract size	100

Market data

Bid (Bid size)	- USD (-)
Ask (Ask size)	- USD (-)
Open	58.0449 USD
High	58.0449 USD
Low	58.0449 USD
Close (prev. day)	58.0673 USD
Underlying	KELLANOVA
Underlying price (date)	62.295 (24/05/20)
Settlement price (date)	62.01 (24/05/20)
Open Interest	0

Performance and Risk

	6m	1Y	3Y
Perf (%)	+15.81%	-15.76%	-
Perf (abs.)	+8.17	-11.20	-
Beta	-	-	-
Volatility	19.43	22.90	-

Futures and Options

Related Futures	-
Related Options	-

5Y












Information about previous performance does not guarantee future performance.
Source: FactSet

Price data

Ø price 5 days Ø volume 5 days (pcs.)	59.5128 USD (0)
Ø price 30 days Ø volume 30 days (pcs.)	57.3535 USD (0)
Ø price 100 days Ø volume 100 days (pcs.)	55.6219 USD (0)
Ø price 250 days Ø volume 250 days (pcs.)	58.4653 USD (0)
YTD High date	61.1903 USD (2024/05/02)
YTD Low date	52.5300 USD (2024/03/15)
52 Weeks High date	71.3746 USD (2023/05/09)
52 Weeks Low date	48.1791 USD (2023/10/12)

Recent Research

on sector		on market	
Date		Headline	Download
2024/04/26		Global Equity Ratings	
2024/04/03		Global Equity Ratings	
2024/03/13		Global Equity Ratings	
2024/02/22		Global Equity Ratings	
2024/02/14		Global Equity Ratings	