

# KESKO OY FUTURE (KEKG) - EUX/C10

2024/08/07 18:43:19

Price  
**17.092** EUR

Difference  6.73% (1.08)

### General attributes

Symbol	KEKGC10
Exchange	Eurex
Currency	EUR
Security type	Future
Underlying	KESKO OYJ CLASS B
Maturity	05-2025
Contract size	100

### Market data

Bid (Bid size)	- EUR (-)
Ask (Ask size)	- EUR (-)
Open	17.092 EUR
High	17.092 EUR
Low	17.092 EUR
Close (prev. day)	16.0146 EUR
Underlying	KESKO OYJ CLASS B
Underlying price (date)	17.315 (24/08/07)
Settlement price (date)	17.09 (24/08/07)
Open Interest	0

### Performance and Risk

	6m	1Y	3Y
Perf (%)	-8.49%	-9.87%	-
Perf (abs.)	-1.49	-1.75	-
Beta	-	-	-
Volatility	21.84	22.20	-

### Futures and Options

Related Futures	-
Related Options	-

5Y











Information about previous performance does not guarantee future performance.  
Source: FactSet

### Price data

Ø price 5 days   Ø volume 5 days (pcs.)	16.258 EUR (0)
Ø price 30 days   Ø volume 30 days (pcs.)	16.336 EUR (0)
Ø price 100 days   Ø volume 100 days (pcs.)	16.466 EUR (0)
Ø price 250 days   Ø volume 250 days (pcs.)	16.835 EUR (0)
YTD High   date	18.599 EUR (2024/01/30)
YTD Low   date	15.673 EUR (2024/04/25)
52 Weeks High   date	18.599 EUR (2024/01/30)
52 Weeks Low   date	14.829 EUR (2023/10/25)

### Recent Research

on sector		on market	
Date		Headline	Download
2024/07/24		Global Equity Ratings	
2024/07/12		Global Equity Ratings	
2024/06/21		Global Equity Ratings	
2024/06/14		Global Equity Ratings	
2024/05/29		Global Equity Ratings	