

# KESKO OY FUTURE (KEKG) - EUX/C10

2024/06/21 12:51:20

Price  
**16.255** EUR

Difference  -1.26% (-0.21)

### General attributes

Symbol	KEKGC10
Exchange	Eurex
Currency	EUR
Security type	Future
Underlying	KESKO OYJ CLASS B
Maturity	04-2025
Contract size	100

### Market data

Bid (Bid size)	- EUR (-)
Ask (Ask size)	- EUR (-)
Open	16.255 EUR
High	16.255 EUR
Low	16.255 EUR
Close (prev. day)	16.4616 EUR
Underlying	KESKO OYJ CLASS B
Underlying price (date)	17.135 (24/07/11)
Settlement price (date)	16.46 (24/07/10)
Open Interest	0

### Performance and Risk

	6m	1Y	3Y
Perf (%)	-8.85%	-4.63%	-
Perf (abs.)	-1.60	-0.80	-
Beta	-	-	-
Volatility	26.60	22.35	-

### Futures and Options

Related Futures	-
Related Options	-

5Y










Information about previous performance does not guarantee future performance.  
Source: FactSet

### Price data

Ø price 5 days   Ø volume 5 days (pcs.)	16.255 EUR (0)
Ø price 30 days   Ø volume 30 days (pcs.)	16.338 EUR (0)
Ø price 100 days   Ø volume 100 days (pcs.)	16.746 EUR (0)
Ø price 250 days   Ø volume 250 days (pcs.)	16.956 EUR (0)
YTD High   date	18.599 EUR (2024/01/30)
YTD Low   date	15.673 EUR (2024/04/25)
52 Weeks High   date	18.599 EUR (2024/01/30)
52 Weeks Low   date	14.829 EUR (2023/10/25)

### Recent Research

on sector		on market	
Date		Headline	Download
2024/06/21		Global Equity Ratings	
2024/06/14		Global Equity Ratings	
2024/05/29		Global Equity Ratings	
2024/04/26		Global Equity Ratings	
2024/04/03		Global Equity Ratings	