

INTEL CORP. FUTURE (INTF) - EUX/C12

2024/08/15 18:48:12

Price
21.4405 USDDifference  2.48% (0.52)

General attributes

Symbol	INTFC12
Exchange	Eurex
Currency	USD
Security type	Future
Underlying	INTEL CORP.
Maturity	08-2025
Contract size	100

Market data

Bid (Bid size)	- USD (-)
Ask (Ask size)	- USD (-)
Open	21.4405 USD
High	21.4405 USD
Low	21.4405 USD
Close (prev. day)	20.9207 USD
Underlying	INTEL CORP.
Underlying price (date)	20.69 (24/08/15)
Settlement price (date)	21.45 (24/08/15)
Open Interest	0

Performance and Risk

	6m	1Y	3Y
Perf (%)	-53.83%	-41.92%	-
Perf (abs.)	-25.00	-15.47	-
Beta	-	-	-
Volatility	69.56	53.18	-

Futures and Options

Related Futures	-
Related Options	-

5Y












Information about previous performance does not guarantee future performance.
Source: FactSet

Price data

Ø price 5 days Ø volume 5 days (pcs.)	20.7785 USD (0)
Ø price 30 days Ø volume 30 days (pcs.)	28.6287 USD (0)
Ø price 100 days Ø volume 100 days (pcs.)	33.2732 USD (0)
Ø price 250 days Ø volume 250 days (pcs.)	40.3494 USD (0)
YTD High date	52.0239 USD (2024/01/25)
YTD Low date	20.3212 USD (2024/08/12)
52 Weeks High date	52.7881 USD (2023/12/27)
52 Weeks Low date	20.3212 USD (2024/08/12)

Recent Research

on underlying	on sector	on market		
Date			Headline	Download
2024/08/12			Global Equity Ratings	
2024/07/24			Global Equity Ratings	
2024/07/12			Global Equity Ratings	
2024/06/21			Global Equity Ratings	
2024/06/14			Global Equity Ratings	