

KESKO OY FUTURE (KEKG) - EUX/C11

2024/08/07 18:43:19

Price
17.1373 EUR

Difference  6.73% (1.08)

General attributes

Symbol	KEKGC11
Exchange	Eurex
Currency	EUR
Security type	Future
Underlying	KESKO OYJ CLASS B
Maturity	06-2025
Contract size	100

Market data

Bid (Bid size)	- EUR (-)
Ask (Ask size)	- EUR (-)
Open	17.1373 EUR
High	17.1373 EUR
Low	17.1373 EUR
Close (prev. day)	16.0569 EUR
Underlying	KESKO OYJ CLASS B
Underlying price (date)	17.315 (24/08/07)
Settlement price (date)	17.14 (24/08/07)
Open Interest	0

Performance and Risk

	6m	1Y	3Y
Perf (%)	-1.58%	-3.93%	-
Perf (abs.)	-0.27	-0.70	-
Beta	-	-	-
Volatility	24.73	24.19	-

Futures and Options

Related Futures	-
Related Options	-

5Y












Information about previous performance does not guarantee future performance.
Source: FactSet

Price data

Ø price 5 days Ø volume 5 days (pcs.)	16.4213 EUR (0)
Ø price 30 days Ø volume 30 days (pcs.)	16.4135 EUR (0)
Ø price 100 days Ø volume 100 days (pcs.)	16.5305 EUR (0)
Ø price 250 days Ø volume 250 days (pcs.)	16.8096 EUR (0)
YTD High date	18.6476 EUR (2024/01/30)
YTD Low date	15.7113 EUR (2024/04/25)
52 Weeks High date	18.6476 EUR (2024/01/30)
52 Weeks Low date	14.6224 EUR (2023/10/25)

Recent Research

on sector		on market	
Date		Headline	Download
2024/07/24		Global Equity Ratings	
2024/07/12		Global Equity Ratings	
2024/06/21		Global Equity Ratings	
2024/06/14		Global Equity Ratings	
2024/05/29		Global Equity Ratings	