

# KESKO OY FUTURE (KEKG) - EUX/C1

2024/06/21 12:51:20

Price  
**16.4737** EUR

Difference  -1.44% (-0.24)

### General attributes

Symbol	KEKGC1
Exchange	Eurex
Currency	EUR
Security type	Future
Underlying	KESKO OYJ CLASS B
Maturity	07-2024
Contract size	100

### Market data

Bid (Bid size)	- EUR (-)
Ask (Ask size)	- EUR (-)
Open	16.4737 EUR
High	16.4737 EUR
Low	16.4737 EUR
Close (prev. day)	16.715 EUR
Underlying	KESKO OYJ CLASS B
Underlying price (date)	17.155 (24/07/11)
Settlement price (date)	16.67 (24/07/10)
Open Interest	12,500

### Performance and Risk

	6m	1Y	3Y
Perf (%)	-9.04%	-4.67%	-
Perf (abs.)	-1.66	-0.82	-
Beta	-	-	-
Volatility	26.19	21.63	-

### Futures and Options

Related Futures	-
Related Options	-

5Y











Information about previous performance does not guarantee future performance.  
Source: FactSet

### Price data

Ø price 5 days   Ø volume 5 days (pcs.)	16.4705 EUR (0)
Ø price 30 days   Ø volume 30 days (pcs.)	16.5707 EUR (0)
Ø price 100 days   Ø volume 100 days (pcs.)	17.0257 EUR (0)
Ø price 250 days   Ø volume 250 days (pcs.)	17.2105 EUR (588)
YTD High   date	18.8496 EUR (2024/01/30)
YTD Low   date	15.9529 EUR (2024/04/25)
52 Weeks High   date	18.8496 EUR (2024/01/30)
52 Weeks Low   date	15.1780 EUR (2023/10/25)

### Recent Research

on sector		on market	
Date		Headline	Download
2024/06/21		Global Equity Ratings	
2024/06/14		Global Equity Ratings	
2024/05/29		Global Equity Ratings	
2024/04/26		Global Equity Ratings	
2024/04/03		Global Equity Ratings	