

L'OREAL FUTURE (LORF) - EUX/C1

2024/05/06 18:29:53

Price
443.5298 EURDifference  0.44% (1.96)

General attributes

Symbol	LORFC1
Exchange	Eurex
Currency	EUR
Security type	Future
Underlying	L'OREAL S.A.
Maturity	05-2024
Contract size	100

Market data

Bid (Bid size)	- EUR (-)
Ask (Ask size)	- EUR (-)
Open	443.5298 EUR
High	443.5298 EUR
Low	443.5298 EUR
Close (prev. day)	441.5725 EUR
Underlying	L'OREAL S.A.
Underlying price (date)	453.45 (24/05/10)
Settlement price (date)	453.80 (24/05/10)
Open Interest	0

Performance and Risk

	6m	1Y	3Y
Perf (%)	+9.88%	+4.37%	-
Perf (abs.)	+39.89	+18.58	-
Beta	-	-	-
Volatility	20.75	19.69	-

Futures and Options

Related Futures	-
Related Options	-









5Y

Information about previous performance does not guarantee future performance.
Source: FactSet

Price data

Ø price 5 days Ø volume 5 days (pcs.)	440.7378 EUR (0)
Ø price 30 days Ø volume 30 days (pcs.)	429.1352 EUR (12)
Ø price 100 days Ø volume 100 days (pcs.)	438.6211 EUR (26)
Ø price 250 days Ø volume 250 days (pcs.)	420.7964 EUR (57)
YTD High date	456.2918 EUR (2024/02/05)
YTD Low date	411.6920 EUR (2024/04/08)
52 Weeks High date	456.2918 EUR (2024/02/05)
52 Weeks Low date	380.2500 EUR (2023/10/20)

Recent Research

on underlying	on sector	on market	
Date		Headline	Download
2024/04/26		Global Equity Ratings	
2024/04/03		Global Equity Ratings	
2024/03/13		Global Equity Ratings	
2024/02/22		Global Equity Ratings	
2024/02/14		Global Equity Ratings	