

ICADE S.A. FUTURE (ICAG) - EUX/C12

2024/07/16 18:50:33

Price
20.3854 EUR
 Difference  -0.21% (-0.04)

General attributes	
Symbol	ICAGC12
Exchange	Eurex
Currency	EUR
Security type	Future
Underlying	ICADE SA
Maturity	06-2025
Contract size	100

Market data	
Bid (Bid size)	- EUR (-)
Ask (Ask size)	- EUR (-)
Open	20.3854 EUR
High	20.3854 EUR
Low	20.3854 EUR
Close (prev. day)	20.429 EUR
Underlying	ICADE SA
Underlying price (date)	21.48 (24/07/16)
Settlement price (date)	20.39 (24/07/16)
Open Interest	0

Performance and Risk			
	6m	1Y	3Y
Perf (%)	-39.46%	-45.31%	-
Perf (abs.)	-13.31	-16.92	-
Beta	-	-	-
Volatility	38.76	35.50	-

Futures and Options	
Related Futures	-
Related Options	-







5Y



Information about previous performance does not guarantee future performance.
 Source: FactSet

Price data	
Ø price 5 days Ø volume 5 days (pcs.)	- EUR (-)
Ø price 30 days Ø volume 30 days (pcs.)	21.5032 EUR (0)
Ø price 100 days Ø volume 100 days (pcs.)	22.7839 EUR (0)
Ø price 250 days Ø volume 250 days (pcs.)	29.1383 EUR (0)
YTD High date	34.3566 EUR (2024/01/04)
YTD Low date	20.2488 EUR (2024/07/12)
52 Weeks High date	39.0673 EUR (2023/07/19)
52 Weeks Low date	20.2488 EUR (2024/07/12)

Recent Research

on sector	on market		
Date		Headline	Download
2024/07/12		Global Equity Ratings	
2024/06/21		Global Equity Ratings	
2024/06/14		Global Equity Ratings	
2024/05/29		Global Equity Ratings	
2024/04/26		Global Equity Ratings	